

















SCCS 2008 Parent Survey - School







1. I feel welcome when I visit Stone Creek Charter School.			Response Percent	Response Count
Excellent			51.3%	41
Pretty Good			32.5%	26
Average			11.3%	9
Could Use Improvement			3.8%	3
Unsatisfactory			1.3%	1
Don't Know			0.0%	0
			Comments	6
			answered question	80
			skipped question	0

2. Students are well behaved when I visit Stone Creek Charter School.			Response Percent	Response Count
Excellent			12.5%	10
Pretty Good			70.0%	56
Average			11.3%	9
Could Use Improvement			5.0%	4
Unsatisfactory			1.3%	1
Don't Know			0.0%	0
			comments	8
			answered question	80
			skipped question	0

3. Disciplinary procedures throughout the school are clearly defined.

		Response Percent	Response Count
Excellent		13.8%	11
Pretty Good		43.8%	35
Average		15.0%	12
Could Use Improvement		18.8%	15
Unsatisfactory		5.0%	4
Don't Know		3.8%	3
comments			8
answered question			80
skipped question			0

4. Disciplinary procedures are enforced consistently in the school.






		Response Percent	Response Count
Excellent		11.3%	9
Pretty Good		35.0%	28
Average		18.8%	15
Could Use Improvement		13.8%	11
Unsatisfactory		8.8%	7
Don't Know		12.5%	10
comments			7
answered question			80
skipped question			0







5. The Stone Creek Charter School environment encourages learning.

		Response Percent	Response Count
Excellent		61.3%	49
Pretty Good		32.5%	26
Average		6.3%	5
Could Use Improvement		0.0%	0
Unsatisfactory		0.0%	0
Don't Know		0.0%	0
		<i>answered question</i>	80
		<i>skipped question</i>	0







6. The “no tolerance for bullies” policy is enforced consistently.

		Response Percent	Response Count
Excellent		18.8%	15
Pretty Good		28.8%	23
Average		12.5%	10
Could Use Improvement		16.3%	13
Unsatisfactory		8.8%	7
Don't Know		15.0%	12
		Comments	11
		<i>answered question</i>	80
		<i>skipped question</i>	0






7. My child(ren) feels safe at school.			Response Percent	Response Count
Excellent			43.8%	35
Pretty Good			43.8%	35
Average			6.3%	5
Could Use Improvement			5.0%	4
Unsatisfactory			1.3%	1
Don't Know			0.0%	0
			Comments	2
			answered question	80
			skipped question	0

8. I am given sufficient opportunity to volunteer and be involved at Stone Creek Charter School.			Response Percent	Response Count
Excellent			67.5%	54
Pretty Good			17.5%	14
Average			7.5%	6
Could Use Improvement			3.8%	3
Unsatisfactory			1.3%	1
Don't Know			2.5%	2
			Comments	9
			answered question	80
			skipped question	0






9. Stone Creek Charter School's dress code is enforced.

		Response Percent	Response Count
Excellent		27.5%	22
Pretty Good		47.5%	38
Average		16.3%	13
Could Use Improvement		6.3%	5
Unsatisfactory		1.3%	1
Don't Know		1.3%	1
		comments	7
		answered question	80
		skipped question	0






10. The schools website is up to date and informative.

		Response Percent	Response Count
Excellent		26.3%	21
Pretty Good		56.3%	45
Average		10.0%	8
Could Use Improvement		6.3%	5
Unsatisfactory		0.0%	0
Don't Know		1.3%	1
		Comments	4
		answered question	80
		skipped question	0






11. The weekly communication (Pony Express and Tuesday Folders) sent home with students is informative and helpful.

		Response Percent	Response Count
Excellent		40.0%	32
Pretty Good		42.5%	34
Average		11.3%	9
Could Use Improvement		3.8%	3
Unsatisfactory		0.0%	0
Don't Know		2.5%	2
Comments			10
answered question			80
skipped question			0






12. A wellness policy was put in place for the 2007/2008 School year. Part of this policy was the encouragement of healthy snacks, discouraging holding kids in from recess and discouragement from using candy as a reward. Did you notice any changes at the school this year as a result of the policy change? (check all that apply)

		Response Percent	Response Count
Classroom parties were healthier		43.4%	33
My child was not held in from recess		30.3%	23
Candy was not given as a treat by teachers as often		22.4%	17
I did not notice any changes but support the policy		42.1%	32
I was not aware there was a wellness policy		21.1%	16
Comments			16
answered question			76
skipped question			4

13. The Stone Creek Charter School administration welcomes input of parents.

		Response Percent	Response Count
Excellent		28.8%	23
Pretty Good		47.5%	38
Average		13.8%	11
Could Use Improvement		7.5%	6
Unsatisfactory		0.0%	0
Don't Know		2.5%	2
		comments	6
		answered question	80
		skipped question	0

14. The Stone Creek Charter School principal is:

		Response Percent	Response Count
Excellent		42.5%	34
Pretty Good		35.0%	28
Average		12.5%	10
Could Use Improvement		5.0%	4
Unsatisfactory		5.0%	4
Don't Know		0.0%	0
		Comments	9
		answered question	80
		skipped question	0

15. The Front Office staff is friendly and able to answer my questions:

		Response Percent	Response Count
Excellent		72.5%	58
Pretty Good		25.0%	20
Average		0.0%	0
Could Use Improvement		1.3%	1
Unsatisfactory		0.0%	0
Don't Know		1.3%	1
Comments			5
answered question			80
skipped question			0

16. The Board of Directors at Stone Creek School provides effective leadership.

		Response Percent	Response Count
Excellent		11.3%	9
Pretty Good		46.3%	37
Average		13.8%	11
Could Use Improvement		13.8%	11
Unsatisfactory		8.8%	7
Don't Know		6.3%	5
Comments			7
answered question			80
skipped question			0





17. The board is open to parent questions and concerns.

		Response Percent	Response Count
Excellent		16.3%	13
Pretty Good		42.5%	34
Average		15.0%	12
Could Use Improvement		11.3%	9
Unsatisfactory		7.5%	6
Don't Know		7.5%	6
Comments			5
answered question			80
skipped question			0





18. The board communications with parents is:

		Response Percent	Response Count
Excellent		5.0%	4
Pretty Good		21.3%	17
Average		23.8%	19
Could Use Improvement		30.0%	24
Unsatisfactory		17.5%	14
Don't Know		2.5%	2
Comments			11
answered question			80
skipped question			0

19. The educational program at Stone Creek Charter School is:

		Response Percent	Response Count
Excellent		59.0%	46
Pretty Good		34.6%	27
Average		5.1%	4
Could Use Improvement		1.3%	1
Unsatisfactory		0.0%	0
Don't Know		0.0%	0
Comments			8
answered question			78
skipped question			2







20. The Core Knowledge curriculum at Stone Creek Charter School is:

		Response Percent	Response Count
Excellent		75.6%	59
Pretty Good		20.5%	16
Average		2.6%	2
Could Use Improvement		1.3%	1
Unsatisfactory		0.0%	0
Don't Know		0.0%	0
Comments			8
answered question			78
skipped question			2







21. The character development program (The Virtues Project) at Stone Creek Charter School is:			Response Percent	Response Count
Excellent			56.4%	44
Pretty Good			33.3%	26
Average			3.8%	3
Could Use Improvement			1.3%	1
Unsatisfactory			1.3%	1
Don't Know			3.8%	3
			Comments	7
			answered question	78
			skipped question	2







22. The Music program at Stone Creek Charter School is:			Response Percent	Response Count
Excellent			21.8%	17
Pretty Good			42.3%	33
Average			23.1%	18
Could Use Improvement			5.1%	4
Unsatisfactory			1.3%	1
Don't Know			6.4%	5
			Comments	14
			answered question	78
			skipped question	2

23. The Art program at Stone Creek Charter School is:

		Response Percent	Response Count
Excellent		38.5%	30
Pretty Good		38.5%	30
Average		11.5%	9
Could Use Improvement		2.6%	2
Unsatisfactory		2.6%	2
Don't Know		6.4%	5
		Comments	13
		answered question	78
		skipped question	2

24. The Spanish program at Stone Creek Charter School is:

		Response Percent	Response Count
Excellent		15.4%	12
Pretty Good		28.2%	22
Average		21.8%	17
Could Use Improvement		15.4%	12
Unsatisfactory		6.4%	5
Don't Know		12.8%	10
		Comments	14
		answered question	78
		skipped question	2

25. Have your expectations about Stone Creek Charter School (academics, character development, overall experience) been met?				
			Response Percent	Response Count
Excellent			25.6%	20
Pretty Good			51.3%	40
Average			11.5%	9
Could Use Improvement			9.0%	7
Unsatisfactory			1.3%	1
Don't Know			1.3%	1
Comments				10
answered question				78
skipped question				2

26. Are there specific things that you feel need attention at Stone Creek Charter School?		
		Response Count
		39
answered question		39
skipped question		41

27. Are there specific things that you feel work really well at Stone Creek Charter School?		
		Response Count
		31
answered question		31
skipped question		49

28. What is the main reason you choose to send your child(ren) to Stone Creek Charter School?		
		Response Count
		53
	<i>answered question</i>	53
	<i>skipped question</i>	27

29. General comments		
		Response Count
		26
	<i>answered question</i>	26
	<i>skipped question</i>	54