





















SCCS Parent Satisfaction Survey





1. I send my child to Stone Creek Charter School because (Check all that apply):			
		Response Percent	Response Count
My Child was doing poorly at prior school	<input type="checkbox"/>	3.7%	1
Stronger curriculum	<input checked="" type="checkbox"/>	74.1%	20
The school's educational philosophy	<input checked="" type="checkbox"/>	70.4%	19
Kindergarten through 8th grade model	<input checked="" type="checkbox"/>	40.7%	11
Greater opportunity for parental involvement	<input checked="" type="checkbox"/>	33.3%	9
Better teacher quality	<input checked="" type="checkbox"/>	44.4%	12
My child has special needs	<input type="checkbox"/>	0.0%	0
Gifted program	<input checked="" type="checkbox"/>	18.5%	5
Dissatisfied with prior school	<input checked="" type="checkbox"/>	25.9%	7
Class size	<input checked="" type="checkbox"/>	37.0%	10
Uniforms	<input checked="" type="checkbox"/>	25.9%	7
School Hours	<input checked="" type="checkbox"/>	25.9%	7
Location	<input checked="" type="checkbox"/>	18.5%	5
	Other (please specify)		9
	answered question		27
	skipped question		2



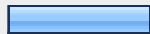

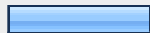
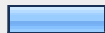
2. I feel welcome when I visit Stone Creek Charter School.			
		Response Percent	Response Count
Stongly agree		32.1%	9
Agree		42.9%	12
Could Use Improvement		21.4%	6
Unsatisfactory		3.6%	1
		Comments	1
		answered question	28
		skipped question	1






3. Students are well behaved when I visit Stone Creek Charter School.			
		Response Percent	Response Count
Stongly agree		7.1%	2
Agree		28.6%	8
Could Use Improvement		53.6%	15
Unsatisfactory		10.7%	3
Don't Know		0.0%	0
		Comments	4
		answered question	28
		skipped question	1





4. Disciplinary procedures throughout the school are clearly defined.				
			Response Percent	Response Count
Excellent			7.1%	2
Pretty Good			21.4%	6
Average			25.0%	7
Could Use Improvement			21.4%	6
Unsatisfactory			21.4%	6
Don't Know			3.6%	1
			Comments	5
			answered question	28
			skipped question	1






5. Disciplinary procedures are enforced consistently in the school.				
			Response Percent	Response Count
Excellent			3.6%	1
Pretty Good			17.9%	5
Average			14.3%	4
Could Use Improvement			21.4%	6
Unsatisfactory			32.1%	9
Don't Know			10.7%	3
			Comments	7
			answered question	28
			skipped question	1





6. The Stone Creek Charter School environment encourages learning.				
			Response Percent	Response Count
Excellent		35.7%	10	
Pretty Good		32.1%	9	
Average		21.4%	6	
Could Use Improvement		10.7%	3	
Unsatisfactory		0.0%	0	
Don't Know		0.0%	0	
			Comments	2
			answered question	28
			skipped question	1





7. The "no tolerance for bullies" policy is enforced consistently.				
			Response Percent	Response Count
Excellent		3.6%	1	
Pretty Good		14.3%	4	
Average		21.4%	6	
Could Use Improvement		25.0%	7	
Unsatisfactory		21.4%	6	
Don't Know		14.3%	4	
			Comments	5
			answered question	28
			skipped question	1

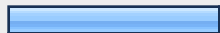




8. My child(ren) feels safe at school.			
		Response Percent	Response Count
Excellent		32.1%	9
Pretty Good		39.3%	11
Average		14.3%	4
Could Use Improvement		10.7%	3
Unsatisfactory		3.6%	1
Don't Know		0.0%	0
Comments			1
answered question			28
skipped question			1







9. I am given sufficient opportunity to volunteer and be involved at Stone Creek Charter School.			
		Response Percent	Response Count
Excellent		67.9%	19
Pretty Good		14.3%	4
Average		7.1%	2
Could Use Improvement		10.7%	3
Unsatisfactory		0.0%	0
Don't Know		0.0%	0
Comments			2
answered question			28
skipped question			1






10. Stone Creek Charter School's uniform policy is enforced.			
		Response Percent	Response Count
Excellent		7.1%	2
Pretty Good		35.7%	10
Average		25.0%	7
Could Use Improvement		17.9%	5
Unsatisfactory		14.3%	4
Don't Know		0.0%	0
Comments			8
answered question			28
skipped question			1





11. Would you like to see any changes made to the uniform policy?			
		Response Percent	Response Count
No, leave it as is		46.4%	13
Yes, give more options		32.1%	9
Yes, have fewer options		7.1%	2
Yes, abolish it completely		14.3%	4
Comments:			10
answered question			28
skipped question			1



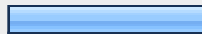
12. The school's website is up to date and informative.			
		Response Percent	Response Count
Excellent		25.0%	7
Pretty Good		39.3%	11
Average		28.6%	8
Could Use Improvement		7.1%	2
Unsatisfactory		0.0%	0
Don't Know		0.0%	0
Comments			4
answered question			28
skipped question			1

13. The weekly communication (Pony Express and Tuesday Folders) sent home with students is informative and helpful.			
		Response Percent	Response Count
Excellent		32.1%	9
Pretty Good		28.6%	8
Average		21.4%	6
Could Use Improvement		14.3%	4
Unsatisfactory		3.6%	1
Don't Know		0.0%	0
Comments			6
answered question			28
skipped question			1





14. The Stone Creek Charter School Pricipal welcomes input of parents.				
			Response Percent	Response Count
Excellent		22.2%	6	
Pretty Good		25.9%	7	
Average		18.5%	5	
Could Use Improvement		25.9%	7	
Unsatisfactory		3.7%	1	
Don't Know		3.7%	1	
			Comments	7
			answered question	27
			skipped question	2






15. The Stone Creek Charter School principal is:				
			Response Percent	Response Count
Excellent		22.2%	6	
Pretty Good		25.9%	7	
Average		14.8%	4	
Could Use Improvement		33.3%	9	
Unsatisfactory		0.0%	0	
Don't Know		3.7%	1	
			Comments	6
			answered question	27
			skipped question	2







16. The Front Office staff is friendly and able to answer my questions:			
		Response Percent	Response Count
Excellent		51.9%	14
Pretty Good		33.3%	9
Average		7.4%	2
Could Use Improvement		7.4%	2
Unsatisfactory		0.0%	0
Don't Know		0.0%	0
		Comments	5
		answered question	27
		skipped question	2






17. I understand the role of the Board of Directors:			
		Response Percent	Response Count
Stongly Agree		14.8%	4
Agree		55.6%	15
Somewhat		29.6%	8
I don't know their role		0.0%	0
		answered question	27
		skipped question	2







18. The Board of Directors at Stone Creek Charter School:							
	Excellent	Pretty Good	Average	Could Use Improvement	Unsatisfactory	Don't Know	Response Count
Provides effective leadership	3.7% (1)	44.4% (12)	25.9% (7)	11.1% (3)	3.7% (1)	11.1% (3)	2
Is open to parent questions and concerns	7.4% (2)	25.9% (7)	37.0% (10)	22.2% (6)	7.4% (2)	0.0% (0)	2
Effectively communicates with parents	7.4% (2)	22.2% (6)	33.3% (9)	33.3% (9)	3.7% (1)	0.0% (0)	2
Comments							
<i>answered question</i>							2
<i>skipped question</i>							







19. The overall educational program at Stone Creek Charter School is:			
		Response Percent	Response Count
Excellent		42.3%	11
Pretty Good		30.8%	8
Average		7.7%	2
Could Use Improvement		19.2%	5
Unsatisfactory		0.0%	0
Don't Know		0.0%	0
Comments			6
<i>answered question</i>			26
<i>skipped question</i>			3


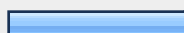

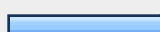

20. The Core Knowledge curriculum at Stone Creek Charter School is:			
		Response Percent	Response Count
Excellent		57.7%	15
Pretty Good		23.1%	6
Average		11.5%	3
Could Use Improvement		3.8%	1
Unsatisfactory		0.0%	0
Don't Know		3.8%	1
Comments			8
answered question			26
skipped question			3

21. The character development program (The Virtues Project) at Stone Creek Charter School is:			
		Response Percent	Response Count
Excellent		23.1%	6
Pretty Good		38.5%	10
Average		11.5%	3
Could Use Improvement		15.4%	4
Unsatisfactory		7.7%	2
Don't Know		3.8%	1
Comments			9
answered question			26
skipped question			3

22. The Music program at Stone Creek Charter School is:				
			Response Percent	Response Count
Excellent		15.4%	4	
Pretty Good		38.5%	10	
Average		19.2%	5	
Could Use Improvement		11.5%	3	
Unsatisfactory		15.4%	4	
Don't Know		0.0%	0	
			Comments	11
			<i>answered question</i>	26
			<i>skipped question</i>	3

23. The Art program at Stone Creek Charter School is:				
			Response Percent	Response Count
Excellent		15.4%	4	
Pretty Good		42.3%	11	
Average		11.5%	3	
Could Use Improvement		7.7%	2	
Unsatisfactory		19.2%	5	
Don't Know		3.8%	1	
			Comments	11
			<i>answered question</i>	26
			<i>skipped question</i>	3


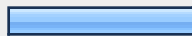
24. The Spanish program at Stone Creek Charter School is:				
			Response Percent	Response Count
Excellent			3.8%	1
Pretty Good			26.9%	7
Average			23.1%	6
Could Use Improvement			11.5%	3
Unsatisfactory			30.8%	8
Don't Know			3.8%	1
			Comments	10
			<i>answered question</i>	26
			<i>skipped question</i>	3

25. Have your expectations about Stone Creek Charter School (academics, character development, overall experience) been met?				
			Response Percent	Response Count
Excellent			19.2%	5
Pretty Good			26.9%	7
Average			19.2%	5
Could Use Improvement			23.1%	6
Unsatisfactory			11.5%	3
Don't Know			0.0%	0
			Comments	8
			<i>answered question</i>	26
			<i>skipped question</i>	3




26. As a school, we have limited time to teach students and limited resources to provide materials. With this in mind, please rate each of these curriculums/activities on how important it is to you for the school to provide them.

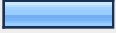



	Must Have	very important	Less important	Response Count
Music	50.0% (13)	38.5% (10)	11.5% (3)	26
Character Education	61.5% (16)	30.8% (8)	7.7% (2)	26
Spanish	50.0% (13)	38.5% (10)	11.5% (3)	26
Physical Education	46.2% (12)	34.6% (9)	19.2% (5)	26
Art	53.8% (14)	38.5% (10)	7.7% (2)	26
Computer Skills	73.1% (19)	19.2% (5)	7.7% (2)	26
Keyboarding skills	50.0% (13)	26.9% (7)	23.1% (6)	26
Supplemental math programs	42.3% (11)	30.8% (8)	26.9% (7)	26
Other language programs	4.0% (1)	16.0% (4)	80.0% (20)	25
			Other programs	9
			answered question	26
			skipped question	3

27. Did you participate in the school lunch program?

		Response Percent	Response Count
Yes		72.0%	18
No		28.0%	7
		answered question	25
		skipped question	4

28. Please rate your satisfaction on each of following:				
	Very Satisfied	Satisfied	Not satisfied	Response Count
Menu choices offered	27.8% (5)	50.0% (9)	22.2% (4)	18
Nutritonal content	11.8% (2)	64.7% (11)	23.5% (4)	17
Price	16.7% (3)	77.8% (14)	5.6% (1)	18
Days of week offered	27.8% (5)	77.8% (14)	0.0% (0)	18
	<i>answered question</i>			18
	<i>skipped question</i>			11

29. Are organic menu items important to you?				
		Response Percent	Response Count	
Very		33.3%	6	
Somewhat		50.0%	9	
Not at all		16.7%	3	
	<i>answered question</i>			18
	<i>skipped question</i>			11

30. How much more would you be willing to pay for organic menu items?				
		Response Percent	Response Count	
1 dollar		16.7%	3	
2 dollars		22.2%	4	
3 dollars		11.1%	2	
I would not pay more for organics		50.0%	9	
	<i>answered question</i>			18
	<i>skipped question</i>			11

31. Should Pizza Thursday be offered year round?			
		Response Percent	Response Count
Yes		38.9%	7
Yes, but offer different toppings		33.3%	6
Only two times per year		11.1%	2
No, the same as other items		16.7%	3
		<i>answered question</i>	18
		<i>skipped question</i>	11

32. Please give any additonal feedback on the lunch program you would like:		
		Response Count
		8
		<i>answered question</i>
		8
		<i>skipped question</i>
		21

33. Is there a reason you did not participate in the school lunch program				
			Response Percent	Response Count
Too expensive		28.6%	2	
Quality		14.3%	1	
Child has food allergies/intolerances		0.0%	0	
Could only sign up for entire quarter		28.6%	2	
Prefer to make my child's lunch		85.7%	6	
Did not like menu choices		0.0%	0	
			answered question	7
			skipped question	22

34. I would consider signing up for the lunch program if:			Response Count
			6
			answered question
			6
			skipped question
			23

35. Are there specific things that you feel need attention at Stone Creek Charter School?			Response Count
			20
			answered question
			20
			skipped question
			9

36. Are there specific things that you feel work really well at Stone Creek Charter School?		Response Count
		16
	<i>answered question</i>	16
	<i>skipped question</i>	13

37. General comments		Response Count
		15
	<i>answered question</i>	15
	<i>skipped question</i>	14