















Survey #1 2007-2008





1. At Thanksgiving it would be best for my family to have:			Response Percent	Response Count
The entire week scheduled off			19.8%	25
Three days off (Wed - Fri)			27.0%	34
Two days off (Thursday and Friday)			29.4%	37
Follow the Eagle County School District Calendar			23.8%	30
			<i>answered question</i>	126
			<i>skipped question</i>	1

2. At Christmas break it would be best for my family to have:			Response Percent	Response Count
A short break with at least two days off before Christmas and return to classes right after New Year's day.			50.0%	63
At least two weeks off			21.4%	27
Follow the Eagle County School district calendar			28.6%	36
			<i>answered question</i>	126
			<i>skipped question</i>	1

3. When would you like to have Spring Break

		Response Percent	Response Count
2nd week of March		4.8%	6
3rd week of March		6.5%	8
4th week of March		6.5%	8
End of March/start of April		11.3%	14
2nd week of April		10.5%	13
3rd week of April		18.6%	23
Follow the Eagle County School District calendar		41.9%	52
		answered question	124
		skipped question	3

4. As part of our charter, we will have more class instruction time than the local school district. To accomplish this it would be best for my family to have:

		Response Percent	Response Count
School start one or two weeks before labor day and end early June		26.5%	32
School start around Labor day and go mid to late June		31.4%	38
School start early August and go to late May		14.9%	18
Lengthen the current school day		27.3%	33
		answered question	121
		skipped question	6

5. Any general comments about the calendar

		Response Count
		42
		answered question
		42
		skipped question
		85

6. If you are interested in a fee based before school program, what time would you like it to start:

		Response Percent	Response Count
6:30		2.4%	3
6:45		0.8%	1
7:00		6.4%	8
7:15		1.6%	2
7:30		3.2%	4
I am not interested in a before school program		85.6%	107
		answered question	125
		skipped question	2



7. Do you currently use the Avon Recreation district after school program

		Response Percent	Response Count
Never		57.6%	72
Occasionally		29.6%	37
Almost everyday		8.8%	11
Only on Wednesday's		4.0%	5
		answered question	125
		skipped question	2



8. Should the school consider any other after school programs? if so what types?

		Response Count
		53
		answered question
		53
		skipped question
		74



9. Did you read this year's Uniform Policy established last year and posted on our website in June 2007 prior to purchasing your students uniform?

		Response Percent	Response Count
Yes		83.9%	104
No		16.1%	20
<i>answered question</i>			124
<i>skipped question</i>			3



10. Do you feel the Uniform Policy establishes clear expectations for student uniforms?

		Response Percent	Response Count
Yes		91.9%	114
No		8.1%	10
<i>answered question</i>			124
<i>skipped question</i>			3



11. Do you feel the uniform policy is clear to understand and easy to follow when purchasing your student's clothing.




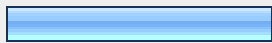
		Response Percent	Response Count
Yes		85.5%	106
No		14.5%	18
<i>answered question</i>			124
<i>skipped question</i>			3



12. Do you feel it is important for your student(s) to dress according to the policy and support the school in their efforts to enforce this policy.



		Response Percent	Response Count
Yes		95.9%	117
No		4.1%	5
<i>answered question</i>			122
<i>skipped question</i>			5



13. Would you like to make any general changes to the uniform policy?		
		Response Count
		72
<i>answered question</i>		72
<i>skipped question</i>		55



14. Do you feel you understand the funding challenges of charter schools like Stone Creek and therefore the importance of fund raising at SCS			
		Response Percent	Response Count
Yes		95.9%	118
No		4.1%	5
<i>answered question</i>			123
<i>skipped question</i>			4

15. Our major fundraising event last year was the Kentucky Derby Gala, A catered dinner with limited seating. Money raised last year was over \$80,000. The money came from auctions and donations from those attending. Given this information, what is a reasonable amount to pay to attend the event?			
		Response Percent	Response Count
\$75 - \$100 per person		52.1%	63
\$100 – \$125 per person		18.2%	22
\$125 - \$150 per person		1.7%	2
Equivalent to what other schools charges for a similar event		28.1%	34
<i>answered question</i>			121
<i>skipped question</i>			6




16. Have you ever participated in a live or silent auction at an event like The Kentucky Derby?			
		Response Percent	Response Count
Yes		74.8%	92
No		25.2%	31
<i>answered question</i>			123
<i>skipped question</i>			4

17. If you would not attend the Gala because the ticket cost is too high, would you bid on auction items by attending as a volunteer or other means if that was possible?			
		Response Percent	Response Count
Yes		90.8%	109
No		9.2%	11
<i>answered question</i>			120
<i>skipped question</i>			7

18. Is it important that students be involved in a major fund raiser for SCS?			
		Response Percent	Response Count
Yes		61.2%	74
No		38.8%	47
<i>answered question</i>			121
<i>skipped question</i>			6

19. Would you participate in a Golf Tournament as a fund raiser for SCS at the price of approximately \$200.00			
		Response Percent	Response Count
Yes		19.7%	24
No		80.3%	98
<i>answered question</i>			122
<i>skipped question</i>			5



20. My family participated in the fund raising night at Moe's Southwestern Grill.

		Response Percent	Response Count
One time		53.0%	53
Two times		22.0%	22
Three times		25.0%	25
		answered question	100
		skipped question	27



21. Additional comments or suggestions on fundraising:



		Response Count
		44
		answered question
		44
		skipped question
		83



22. Have you visited the new SCS website?

		Response Percent	Response Count
Yes		97.6%	120
No		2.4%	3
		answered question	123
		skipped question	4

23. Do you find the website informative and useful?

		Response Percent	Response Count
Yes		97.5%	118
No		2.5%	3
		answered question	121
		skipped question	6



24. Have you signed up for our Pony Express broadcast email program?			Response Percent	Response Count
Yes			66.1%	80
No			33.9%	41
			answered question	121
			skipped question	6

25. Do you read and find the Pony Express helpful?			Response Percent	Response Count
Yes			79.4%	85
No			20.6%	22
			answered question	107
			skipped question	20



26. Suggestions or comments for the web site:		Response Count
		32
		answered question
		32
		skipped question
		95

27. Which of the following names would you consider a great choice for our school?			Response Percent	Response Count
Stone Creek Charter			9.8%	12
Stone Creek Charter Academy			40.7%	50
Stone Creek Charter School			31.7%	39
Leave it as Stone Creek School			25.2%	31
			answered question	123
			skipped question	4



28. Did your student(s) attend spirit day?

		Response Percent	Response Count
Yes		85.4%	105
No		14.6%	18
<i>answered question</i>			123
<i>skipped question</i>			4



29. Did your family attend the Ice Cream Social?

		Response Percent	Response Count
Yes		48.0%	59
No		52.0%	64
<i>answered question</i>			123
<i>skipped question</i>			4



30. Did you find the Ice Cream Social a useful event?

		Response Percent	Response Count
Yes		49.4%	44
No		50.6%	45
<i>answered question</i>			89
<i>skipped question</i>			38




31. Next year, we are considering combining Spirit Day and the Ice Cream Social as one event. Do you like this idea?

		Response Percent	Response Count
Yes		95.1%	116
No		4.9%	6
<i>answered question</i>			122
<i>skipped question</i>			5




32. Do you understand that as a school of choice, families at SCS must commit a minimum of 40 volunteer hours (15 for single parents) during the school year to remain in good standing

		Response Percent	Response Count
Yes		99.2%	121
No		0.8%	1
		answered question	122
		skipped question	5




33. What, if anything, do you believe should be done with the families who do not meet the volunteer requirements?

		Response Percent	Response Count
Loose priority status for next year's enrollment		14.4%	16
Be given opportunities to complete hours over the summer		28.8%	32
Have the opportunity to "buy out" hours through monetary donation per hour not worked.		56.8%	63
		Other (please specify)	26
		answered question	111
		skipped question	16



34. I am aware of volunteer opportunities available to me.

		Response Percent	Response Count
Yes		55.8%	67
No		3.3%	4
I am aware of some opportunities but would benefit from an ongoing list of additional volunteer opportunities from which to choose.		40.8%	49
		answered question	120
		skipped question	7




35. My family completed 40 hours or more of volunteer work last school year.

		Response Percent	Response Count
Yes		60.2%	71
No		11.0%	13
Not applicable as we did not have a child in the school last year		28.8%	34
		answered question	118
		skipped question	9













36. Do you feel welcome at Stone Creek School by the teachers and principal?

		Response Percent	Response Count
Yes		98.4%	120
No		1.6%	2
		answered question	122
		skipped question	5

37. Do you sign in when you visit the school as a parent or volunteer?

		Response Percent	Response Count
Yes		78.3%	94
No		17.5%	21
Have not visited the school		4.2%	5
		answered question	120
		skipped question	7

38. My Child/Children are currently in grades:

		Response Percent	Response Count
Kindergarten - Tara Goike		11.5%	14
Kindergarten - Megan VanderTuin		12.3%	15
1st - LJ Bredeson		13.9%	17
1st - Siri Reynolds		16.4%	20
2nd - Kate Smith		10.7%	13
2nd - Danielle Towle		10.7%	13
3rd - Alison Hainline		9.8%	12
3rd - Britani Lutterman		8.2%	10
4th - Amy Ryerson		15.6%	19
5th - Jen Gutmann		16.4%	20
6th - Cindy Hester		12.3%	15
7th - Donna Baskins		4.1%	5
		<i>answered question</i>	122
		<i>skipped question</i>	5

39. Any additional item the school needs to address:

		Response Count
		42
		<i>answered question</i>
		42
		<i>skipped question</i>
		85